



Entrans 2X qPCR Probe Master Mix with UDG

Entrans 2X qPCR Probe Master Mix with UDG is a special qPCR reagent based on the probe method. This product uses a hot-start Taq DNA polymerase for amplification, which greatly improves the specificity while ensuring the amplification effect. At the same time, it has the characteristics of accurate quantification, high amplification efficiency, good repeatability and a wide range of credibility, and has a UDG anti-pollution system. By optimizing the Buffer system, the product can be used for multiple fluorescence quantitative experiments and is suitable for multiple species, providing a powerful tool for multidisciplinary experimental needs.

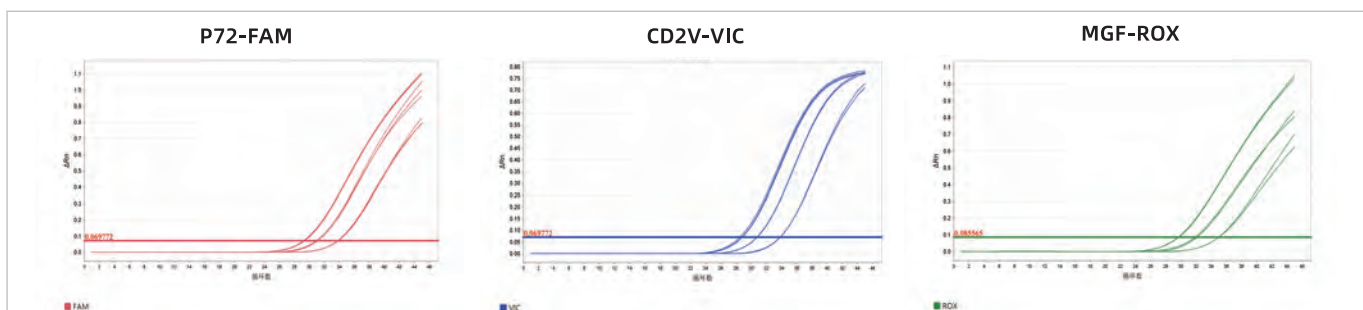
ORDER INFORMATION

Product	Cat.	Size1	Size2
Entrans 2X qPCR Probe Master Mix with UDG	RK21222	50 RXN	250 RXN

FEATURES

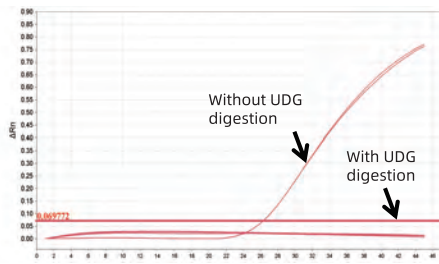
- 1 Contains UDG/dUTP anti-pollution system to effectively prevent aerosol pollution;
- 2 Suitable for multiple probe detection;
- 3 Can be stored at 37°C for at least 10 days, and stored at 2-8°C for at least 35 days without significant changes in detection performance;
- 4 Can be applied to ASFV or other DNA virus detection, and can compatible with a rapid response program, which can be completed in 50 minutes.

APPLICATION IN ASFV DETECTION



Using African swine fever virus (ASFV) DNA as a template, and three 10-fold dilutions were performed. Entrans 2X qPCR Probe Master Mix with UDG (RK21222) was used to perform multiplex qPCR detection on the target genes (P72, CD2V and MGF) in each dilution gradient. The results showed that RK21222 had a very good detection performance on these three genes.

ABILITY OF ANTI-POLLUTION

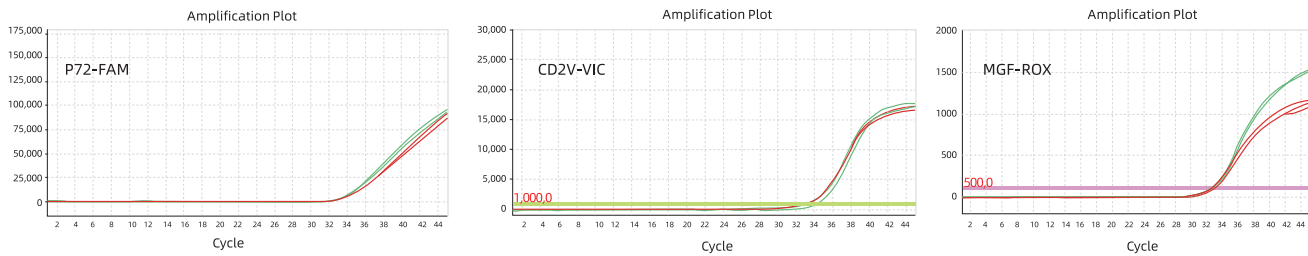


The reaction program of RK21222

Step	Temperature	Time	Cycles
UDG digestion	37°C	2 min	1
Predenaturation	95°C	1 min	1
Denaturation	95°C	5 sec	40
Annealing and extension	55°C	10 sec	

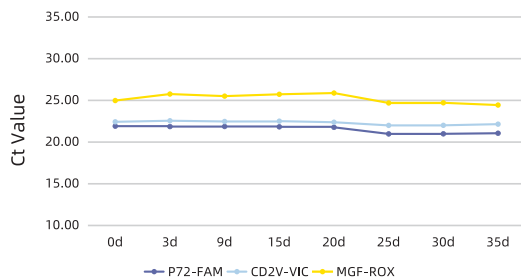
U containing DNA was detected by Entrans 2X qPCR Probe Master Mix with UDG (RK21222) and other probe qPCR reagent without UDG. The results showed that RK21222 cannot detect any amplification signals at all, while products without UDG can detect obvious amplification signals. This results shows that RK21222 can effectively prevent false positives caused by aerosol pollution

STABILITY OF STORAGE AT 37°C



After Entrans 2X qPCR Probe Master Mix with UDG (RK21222) is stored at 37°C for 10 days, the P72, CD2V, and MGF gene fragments of African swine fever virus DNA were simultaneously detected by the multiple probe system. There is almost no change in the detection signal (The red curve indicates that RK21222 is stored at 37°C, and the green curve indicates that RK21222 is stored at -20°C).

STABILITY OF STORAGE AT 2-8°C



The African swine fever virus (ASFV) genes P72, CD2V, and MGF were detected by Entrans 2X qPCR Probe Master Mix with UDG (RK21222) which was stored at 2-8°C for 0d, 3d, 9d, 15d, 20d, 25d, 30d and 35d. The results showed that the Ct value did not have a significantly change.

STABILITY OF DIFFERENT BATCHES



Three 10-fold dilutions of DNA samples were detected by three batches of Entrans 2X qPCR Probe Master Mix with UDG (RK21222). The results showed that the detection performance of different batches of RK21222 was almost the same.